

## Opacity

The term opacity refers to our White Ink's ability to block light and obscure the view through it. The more opaque (or higher opacity) the more light is blocked and the view is obscured. The more transparent (or lower opacity), the more light passes through and the view is clear. We can control the opacity of our White Ink depending on your need for privacy, light control, or simply aesthetics.

The images demonstrate the basic opacity levels available (a printed version of an Opacity Chart is available through your sales representative):

Opacities A – C are relatively transparent and useful where privacy isn't a concern.

Opacities D – F are very opaque and best suited for privacy and light control.

When selecting an opacity, keep in mind that things like lighting conditions, viewing distance, etc., are unique to each environment and can alter your perception of opacity. Rather than becoming overly concerned with the nuances between these options, use our opacity levels as a general guideline. We find that it's best to simply communicate your overall needs to your sales representative, and allow the experts at Level to recommend the appropriate opacity levels.




Opacity A




Opacity B




Opacity C



Opacity D



Opacity E



Opacity F