



# MIRROFLEX™

---

Deeply Textured  
Decorative Laminates

---

Commercial  
Healthcare + Institutional  
Hospitality  
Retail  
Residential



## Built From The Best Materials

The Ultimate in Interior Finish Products.

Surface Materials was established over 40 years ago and has been growing ever since. Now, as a woman owned business, Surface Materials serves the interior design community as a trusted resource for supplying quality commercial interior finish products including:

- Wallcoverings
- Floorings
- Architectural Laminates
- Wood Veneers

- Wall Panel Systems
- Digital/Scalable Wall Designs
- Acoustical Panel Systems
- Acoustical Products

Surface Materials works with architects, interior designers, contractors and building owners to help them fully realize their design vision. With a territory covering 15 states in the Midwest and Northeast, Surface Materials' team supports each design project with unique interior finish products that bring a design concept to life.

### **Surface Materials**

6655 Parkland Blvd | Solon, OH 44139  
440.248.0000 | [surfacematerials.com](http://surfacematerials.com)



---

---

# Contents

---

---

|  |    |
|--|----|
| <b>Design Beyond the Surface</b>             |    |
| What is MirroFlex?                           | 2  |
| Why Choose MirroFlex?                        | 4  |
| <b>Sustainability &amp; EccoFlex</b>         |    |
| Our Green Commitment                         | 8  |
| EccoFlex & EccoFlex 2.0                      | 9  |
| <b>MirroFlex Structures</b>                  |    |
| Wall Panels                                  | 10 |
| MAX  | 22 |
| Case Study: Flagship Premium Cinemas         | 26 |
| Case Study: Riding High Harley-Davidson      | 28 |
| Wainscoting                                  | 30 |
| Tub & Shower Surrounds                       | 32 |
| <b>MirroFlex Ceilings</b>                    |    |
| The Power to Define a Space                  | 34 |
| Ceiling Tiles                                | 36 |
| Case Study: Jackpot Joanie's                 | 42 |
| Decorative Acoustic Ceiling Tiles            | 44 |
| MirroFlex Lite & Drop-Out Ceiling Tiles      | 46 |
| Faux Mineral Fiber Ceiling Tiles             | 48 |
| Light Diffusers                              | 50 |
| <b>Flat Sheets</b>                           | 52 |
| <b>Door Skins</b>                            | 54 |
| <b>Custom Tooling &amp; Digital Printing</b> | 56 |
| <b>Finishes</b>                              | 58 |
| <b>Accessories</b>                           | 60 |
| <b>Fabrication &amp; Installation</b>        | 62 |
| <b>Tech, Terms, &amp; FAQs</b>               | 64 |
| <b>Quick Reference Guide</b>                 |    |
| Wall Panels & Wainscoting Patterns           | 66 |
| Ceiling Patterns                             | 68 |
| <b>How to Order</b>                          | 70 |



**THE FORMULA**  
**KALAHARI + GLOSS WHITE (PAINTABLE)**

FRONT COVER: WALL PANELS, WAVATION + VINTAGE METAL | CEILING TILES, MADISON + MATTE WHITE

---

---

# Design Beyond the Surface

---

---




Made in the USA

**.25lb**  
per Square Foot



Flexible for  
Easy Shipping



BIO (Built-In-Overlap)  
for Easy Installation

## What is MirroFlex?

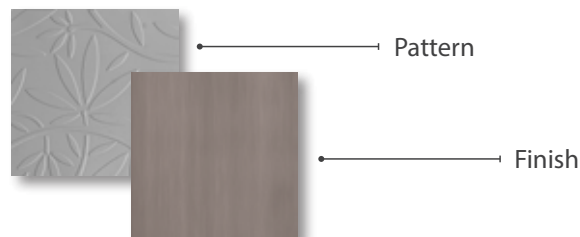
ATI's MirroFlex Product Line allows you to design inspiring spaces with great ease, offering MirroFlex Structures, Flat Sheets, and Accessories.

MirroFlex Structures are deeply textured, decorative, thermoplastic wall panels and ceiling tiles. This product line offers design flexibility and is available in multiple sizes suitable for walls, wainscoting, ceilings, display fixtures, furniture, and other interior design applications. Whether a contemporary or more traditional design is required, the design and finish combinations that MirroFlex Structures offer will suit most needs. Most panels also feature the BIO (Built-In-Overlap), a unique seam system that makes installation easy and creates less visible seams.

Hundreds of designs and color combinations are available, many via our Quick Ship program for faster turnaround, while our custom program allows for infinite possibilities.

Use this catalog as a reference guide for some of the possibilities that can be achieved with MirroFlex. Consult with your ATI Representative with specific questions, technical requirements, or project needs.

## Look for The Formula Pattern + Finish = MirroFlex



**THE FORMULA**  
**AUDREY + BRUSHED NICKEL**  
(PICTURED RIGHT)



---


---


# Design Beyond the Surface

---

---

## Features

Lightweight + Flexible 

Easy to Install 

Impact Resistant 

Abrasion Resistant 

Chemical Resistant 

Stain Resistant 

Fire Retardant 

TuffCote™ Added to  
Some MirroFlex Finishes 

## Why Choose MirroFlex?

### 1. Easy to Install

Fabrication and installation of MirroFlex is easy. The product is compatible with many different adhesives and installation methods.

### 2. Lightweight and Flexible

Only .030" thick and .25 pounds per square foot. Sheets can be rolled and boxed for courier shipment.

### 3. TuffCote™

TuffCote™, a revolutionary scratch-resistant protective shield, is added to some MirroFlex and MirroFlex Structures finishes. For further details, visit ATILaminates.com or call your ATI Customer Service Representative.

### 4. Fire Retardant

MirroFlex meets ASTM E-84 Class A requirements. Even though it is fire retardant, panels can be deformed with excessive heat. Never expose to over 140° F. Specific technical fire data is available upon request. Painted tiles may no longer be fire retardant under ASTM E-84 Class A and must be tested on an individual basis.

### 5. High Impact Resistant and Chemical Resistant

Complete testing data is available on our website.

### 6. Phthalate-Free

ATI is proud of the fact that MirroFlex products are phthalate-free.

### 7. Matte Topcoat

Matte topcoat is available as special order for select finishes, minimums apply. Call your ATI Customer Service Representative for more information.

### 8. Paintable and Custom Colors

Certain MirroFlex finishes can be coated with a variety of paint types to match your desired finish. Custom colors are also available, minimums apply. See our technical information on our website or call your ATI Customer Service Representative for more information.

### 9. Made in USA and in an ISO Certified Facility


MirroFlex products are made with pride in the USA. ATI is ISO Certified which enables us to have the "hands on" control necessary to maintain the high standards customers expect from us.

### 10. MirroFlex Structures are Available with Custom Designs

The possibilities are endless. Call your ATI Customer Service Representative to discuss your custom project.



THE FORMULA  
SCULPTED PETALS + OIL RUBBED BRONZE



THE FORMULA  
MOJAVE + ECCOFLEX TAN

A modern interior scene featuring a glass desk with a woven chair, a floor lamp, and a window with a view of greenery. The text "SUSTAINABILITY & ECCOFLEX" is overlaid in the center.


# SUSTAINABILITY & ECCOFLEX

At ATI Decorative Laminates, we understand sustainability is a journey of ongoing improvement and innovation.


# Our Green Commitment


## What We Offer

Made in the USA 

Quality, Hands On Manufacturing Process 

2015 Solar Manufacturing Offset Initiative 

ISO 9001:2015 Certified 

ISO 14001:2015 Certified 

LEED Credits Available 

## Improvement and Innovation

As an ISO 9001:2015 and ISO 14001:2015 Certified company, we are committed to continual improvement through our life-cycle approach to manufacturing and quality product design. From our selection of raw materials and maximization of material yields to our manufacturing processes and end-of-life management strategies, ATI serves the demands of today's customer while preparing for tomorrow.

Manufacturing capabilities have constantly improved through the years and ATI's present location is on 6.5 acres centrally located in Greensboro, North Carolina, in a 70,000 square foot, state-of-the-art facility.

Since our 2015 Solar Manufacturing Offset Initiative, over 50% of our energy consumption has been offset by renewable solar energy.



**ATI's Quality & Environmental Policy:** ATI is committed to meeting customer expectations with on-time delivery, accurate order processing, and continuous improvements to our organization.

We are investigating alternate methods of minimizing our fall-off through "waste-to-profit" networking where our manufacturing waste becomes material for another product.

Our commitments don't end at the door. We understand that our supply chain partners are part of our environmental footprint. We are working with our suppliers to reclaim materials that go into our final product assembly – further minimizing the manufacturing waste that ends up in a landfill.

ATI is committed to maintaining a healthy work environment for our employees and to protecting our community in which we operate. Through continuous improvement we pledge to:


- Conduct our operations in compliance with all applicable environmental laws and regulations as well as other requirements.
- Review our established targets and objectives.
- Prevent pollution and minimize waste.

# Making a Mindful Choice

At ATI Decorative Laminates, we understand sustainability is a journey of ongoing improvement and innovation. Being a sustainable business means constantly re-evaluating how our products are produced. ATI's MirroFlex product line offers two environmentally-friendly solutions for architects and interior designers – EccoFlex and EccoFlex 2.0.

## EccoFlex

EccoFlex is phthalate-free and made of 40% pre-consumer recycled material. EccoFlex gives customers an Earth-friendly option with the same benefits as MirroFlex, including: easy installation, flexibility, durability, and high quality appearance. Available in EccoFlex Tan (Paintable).



EccoFlex Tan  
Paintable

## EccoFlex 2.0

ATI has always been committed to environmental health and safety. That's why the PVC used in our original MirroFlex formula is engineered to emit low VOCs and contains no toxic chemicals at hazardous levels. We're an industry leader in more sustainable and mindful options for architects and interior designers, and we're always exploring new options for our core customers. That's why ATI has developed an all-new formula for success—introducing EccoFlex 2.0, a PVC-free alternative to our original MirroFlex formula.

Why PETG? Why now? We want all of our customers to feel confident that they're making better choices for tomorrow. EccoFlex 2.0 gives ATI's customers a new, PVC-free option that is recyclable.\* Enjoy all of the same benefits of MirroFlex, including: easy installation, flexibility, durability, high-quality appearance, and the ability to be bent and/or die-cut to meet designer specifications.

We understand that PVC may not be suitable for all applications. The PETG-based formula in EccoFlex 2.0 products are a great alternative, giving you the same look as our original MirroFlex at a similar price point. See pages 58–59 to learn what finishes are currently offered in the EccoFlex 2.0 program.

\* See [ATILaminates.com/Resources](http://ATILaminates.com/Resources) for technical information on EccoFlex 2.0. Contact your regional recycling and waste reduction district to learn more about recycling locations and instructions.

# EccoFlex & EccoFlex 2.0

## Features

-  Recyclable
-  Lightweight + Flexible
-  Easy to Install
-  Impact Resistant
-  Abrasion Resistant
-  Chemical Resistant
-  Stain Resistant
-  Fire Retardant



THE FORMULA  
BOWTIE + GLOSS WHITE (PAINTABLE)

# MIRROFLEX STRUCTURES

---

Wall Panels

MAX

Wainscoting

Tub & Shower Surrounds

---



# MirroFlex Structures Wall Panels

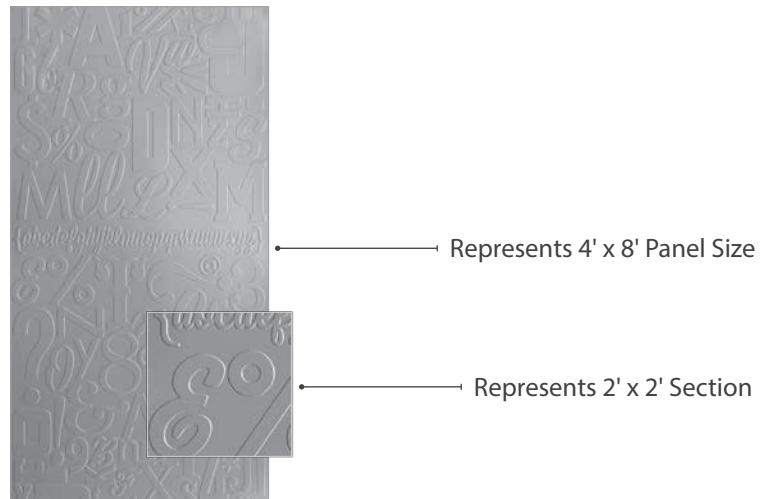
## 4' x 8' and 4' x 10' Patterns: The Formula for Success Begins Here

MirroFlex Structures offer a wide range of deeply textured, 3-dimensional decorative wall panels for almost every wall paneling requirement. Whether a contemporary or more traditional design is required, MirroFlex decorative wall panels are available in over fifty 4' x 8' patterns, over thirty-five 4' x 10' patterns, and over forty unique finishes. The 4' x 8' and 4' x 10' wall panels also use our unique BIO or Bead + Button feature that makes seams less visible.

Combine these patterns with a broad spectrum of colors and patinas to create a custom look for modern or traditional spaces.





### Features

- Lightweight + Flexible 
- Easy to Install 
- Impact Resistant 
- Abrasion Resistant 
- Chemical Resistant 
- Stain Resistant 
- Fire Retardant 
- TuffCote™ Added to Some MirroFlex Finishes 



Alphabet Soup Pattern Name

 Type Indicators

|   |  |   |   |
|---|--|---|---|
|  |  |  |  |
| 4' x 8' Wall Panels   | 4' x 10' Wall Panels   | BIO Built-In-Overlap  | Bead + Button   |
| See Quick Reference Guide for additional notes on wall panels.                      |  |   |   |



Alphabet Soup

W8 W10 BIO




Ariel

W8 W10 BIO



Audrey

W8 BIO



Bamboo

W8 W10 BIO



Bead Board

W10 BIO



Bee Hive

W8 W10 BIO



Boston

W8 W10 B-B




Bowtie

W8 W10 BIO



Brick

W10 BIO



Cascade

W8 W10 BIO



Cayman

W8 BIO




Celestial


W8 BIO




Celtic Weave




Charleston



Chocolate Squares




Curvation



Curves




Damask




Diamond Plate




Dogwood



Dome 1



Dome 2




Dome 3




Fluted







Glacier




Gobi




Gobi Vertical




Herringbone




Inferno



Interlink




Japanese Weave



Kalahari




Kelp



Marquis




Metal Plates




Mini Dome






Mini Quadro



Mojave




Mojave Vertical



Morocco



Nettle




Quadro




Quilted




Random Lines




Rib 1



Rib 2




Ridges




Safari





Sahara



Sahara Vertical




Savannah




Sculpted Petals



Shallot




South Beach




Square 5



Strike




Subway Tile



Subway Tile Vertical



Tetrus




Versa-Tile







Vista




Wavation



Wavation Vertical







Weave





Weave Vertical



|   |   |  |   |
|---|---|--|---|
|  |  |  |  |
| 4' x 8'<br>Wall<br>Panels   | 4' x 10'<br>Wall<br>Panels  | BIO<br>Built-In-<br>Overlap  | Bead<br>+<br>Button   |
| See Quick Reference Guide for additional notes on wall panels.                    |   |  |   |



THE FORMULA  
ARIEL + WASHED OAK



THE FORMULA  
INFERNO + GLOSS WHITE (PAINTABLE) 





# MIRROFLEX™ MAX

Deeply Textured Wall Panels

# MirroFlex™ MAX Wall Panels

## 4' x 8' Patterns: Take Your Design To The MAX

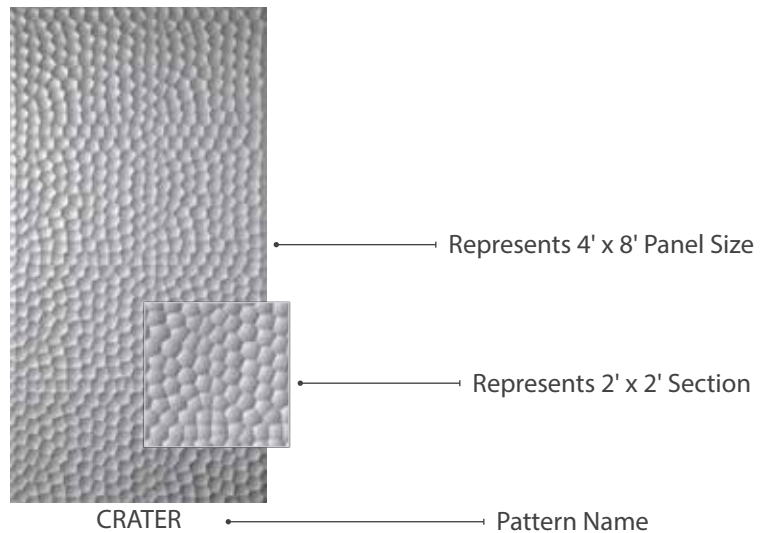
MirroFlex™ MAX offers deeply textured 4' x 8' wall panels in a thicker .045" material that is color-through for superior scratch and impact resistance. These are our boldest 3-dimensional patterns to date and provide even greater depth to walls.


With six contemporary designs, MirroFlex™ MAX will make any space the envy of everyone. The 4' x 8' wall panels also use our unique Built-In-Overlap (BIO) feature that makes seams less visible.

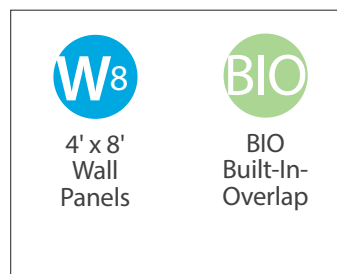
Combine these patterns with five new finishes to create a unique, modern look for your space.

### Features

- Lightweight 
- Easy to Install 
- Impact Resistant 
- Abrasion Resistant 
- Chemical Resistant 
- Stain Resistant 
- Class A Fire Rated 
- Color-Through Material  
Perfect For High Traffic Areas 



  Type Indicators



# Patterns



CRATER




LOTUS



MORPHEUS



PETAL



SONIC



TSUNAMI



# Finishes



CALCUTTA BLACK




COCOA



TAN



TITANIUM GRAY



WINTER WHITE



THE FORMULA  
MORPHEUS + TITANIUM GRAY



---

---

Case Study:  
**Flagship  
Premium  
Cinemas**  
Wareham, MA

---

---

**ATI MirroFlex Product:**

MirroFlex Structures  
Wall Panels

**Designer/Builder:**

Cinematic Innovations Team,  
Flagship Cinemas

**Installation Year:**

Ongoing

**2014**

Began Installing  
MirroFlex Structures

Over **15**


Modern Theatres  
on the Atlantic Coast

Flagship Premium Cinemas in Wareham, Massachusetts is just one of over 15 modern theatres spanning the Atlantic coast from Vermont to Maine. Paul Wenger, President of Flagship Premium Cinemas, and his in-house Cinematic Innovations Team (CIT) take on the challenge of renovating outdated movie theatres and creating new and elegant spaces reminiscent of 5-Star Hotels. Wenger and the CIT team look to create an experience from the time a guest enters the lobby until the final credits roll.

Wenger discovered MirroFlex Structures at a Las Vegas tradeshow years ago and was impressed with what he saw, commenting "MirroFlex always has new and exciting designs and is the most bang for your buck." MirroFlex Structures were the obvious choice to give this theatre project the high-end look he was seeking without the expense.

When renovations began for the Wareham, MA location, Wenger and his team worked together from initial sketches, design, prefabrication, and installation. This particular theatre space was to include a bar, appropriately named Pig & Whistle, which was mostly constructed and pre-fabricated off site using standard building materials as well as MirroFlex Structures to give it a unique look. In addition to along the front of the bar, MirroFlex Structures Mojave in Argent Silver was installed to the back of the storage cubbies for behind the bar. Later, edge-lit acrylic shelving and down lighting was added to complete the look. Installation took just a few hours. "That's the beauty of your product," noted Wenger, "it takes no time at all to put up – you can take a water-based glue {adhesive} and change the appearance of something in a matter of minutes."

When asked if Wegner would use MirroFlex products again he enthusiastically answered, "Are you kidding me? No doubt! I've been using this product for years. Most people come in to our theatres and think this was all done onsite by a high-end designer. People see the product and think we had a custom piece created for \$20,000 – when really it's simply a decorative, flexible, thermoplastic panel! The combination of your products and others have made us what we are today."




**THE FORMULA**

**MOJAVE AND MOJAVE VERTICAL + ARGENT SILVER**  
(PICTURED RIGHT)



# Flagship Premium Cinemas

Wareham, MA



---

---

# Case Study: Riding High Harley- Davidson High Point, NC

---

---

## ATI MirroFlex Product:

MirroFlex Structures  
Wall Panels and Ceiling Tiles

## Designer/Builder:

Designwork Studios,  
Smith Architecture, &  
Lomax Construction

## Installation Year:

2017-2018



**THE FORMULA**  
CUSTOM LOGO PRINTED ON  
JAPANESE WEAVE +  
DIAMOND BRUSHED  
(PICTURED TOP RIGHT)

Harley-Davidson is an enduring, all-American brand with monumental history. Their iconic motorcycles are synonymous with quality, freedom, and rebellion. Mark Wheelihan, owner of Riding High Harley-Davidson in High Point, NC, knew when he built his store that he wanted to honor the legacy of the Harley-Davidson brand. That didn't mean that he wanted to stick solely to tradition, though.

Enter ATI Decorative Laminates and MirroFlex wall panels and ceiling tiles. "We were trying to go for something that would be more cutting-edge and more appealing to the younger customers we're pursuing as the older customers age out," he told ATI. By using MirroFlex throughout the showroom, the shop, and the offices, Wheelihan was able to add the architectural interest he desired in patterns and finishes worthy of the world's most famous motorcycles—all in a way never previously seen in a Harley-Davidson dealership. From the custom items in the showroom, from the ceiling tiles in the conference room to the bathrooms, MirroFlex was used in every way imaginable.

While the installation in Riding High Harley-Davidson has only been up since 2017, Wheelihan has plenty of experience with the product. He's found plenty to love about MirroFlex. "The main feature to me is architectural interest," he told us. "It allows you to do some things that I haven't seen before, especially in my industry. It's an incredibly good product, especially for commercial use, or in places where you have high-volume touch. In my case, there are customers that put their feet against the walls. This stuff is indestructible."

Even project designer Paul Huizar from Designwork Studios was in awe of MirroFlex. After working with Wheelihan to create his unique retail concept, Huizar told us, "No one has been able to pull off the scale and customization of this store. MirroFlex's ability to handle heavy traffic is unbelievable. Other decorative applications we've used at other stores were basically wallpaper."

MirroFlex performed so well in the front-of-house at Wheelihan's previous store, he decided to use the product in the back shop areas in his new location. In the past, there was nothing unusual about repainting the tech area two or three times a year. All of that changed when he swapped out wall paint for MirroFlex Wall Panels. He chose Argent Silver, a MirroFlex finish with color all the way through, which conceals bumps and scratches. "It's not just decorative to me. There's a cost savings in normal maintenance from normal wear and tear, even in our shop area," said Wheelihan. "Within 12 months, it's paid for itself."

The response to Riding High Harley-Davidson's store design has been overwhelmingly positive. While they originally modernized with Millennial customers in mind, older customers loved the concept as well. Wheelihan credits the success of the design to the design and flexibility ATI's products gave him and his architects. When asked what he wanted the world to know about MirroFlex, Wheelihan's reply spoke volumes.

"I think that everyone should explore what's possible," he told us. "Creating an identity that is unique to you and doing it in an affordable way can be a game-changer. If you can create something that's interesting to the public, they will come to it. They will talk about it, and that's what your product has allowed us to do. We're still just a Harley store, as we were at the old location, and the products are the same. The only thing that's changed has been how we present them."



# Riding High Harley-Davidson

High Point, NC



THE FORMULA | RIB 1 + ARGENT SILVER



THE FORMULA | CHOCOLATE SQUARES + ARGENT SILVER  
AND CELTIC WEAVE + ARGENT GOLD

# MirroFlex Structures Wainscoting


## 30" - 32" x 48" Patterns: The Formula for Success Begins Here

MirroFlex Wainscoting is available in 30" - 32" x 48" panels with a unique BIO feature that makes seams less visible. It is impact resistant, fire retardant, durable, and extremely lightweight. Installation is easy, as the wainscoting is compatible with many wall adhesives. Visit [ATILaminates.com](http://ATILaminates.com) for more information on installation instructions and adhesives.

Combine these patterns with a broad spectrum of colors and patinas to create a custom look for modern or traditional spaces.

### Features




- Lightweight + Flexible 
- Easy to Install 
- Impact Resistant 
- Abrasion Resistant 
- Chemical Resistant 
- Stain Resistant 
- Fire Retardant 
- TuffCote™ Added to Some MirroFlex Finishes 




Represents 32" x 48" Panel Size

Annapolis Pattern Name

 Type Indicators


|   |   |   |
|---|---|---|
|  |  |  |
| 30" x 48" Wainscot Panels   | 32" x 48" Wainscot Panels   | BIO Built-In-Overlap  |
| See Quick Reference Guide for additional notes on wainscot panels.                  |   |   |




Annapolis




Chatham




Giant Weave



Mini Quadro



New Orleans



Wavation



THE FORMULA  
MINI QUADRO + LATTE


# Tub & Shower Surrounds

## Reskin Your Shower and Tub

MirroFlexTub and ShowerWalls are ideal for both residential and commercial environments with wet-area wall surfaces, including shower recesses and laundry walls. These robust wall surfaces are an attractive, economical alternative to traditional ceramic tiling. In fact, MirroFlex Tub and Shower Walls are a home renovator's dream thanks to their durable, non-porous, grout-free properties and easy installation and maintenance.

The standard kit includes three tub panels and finishing trim. Combine two tub side panels with folding corners and an adjustable back panel in your choice of 46" or 48". Be sure to check your existing tub measurements to determine which size will best suit your project.

### Stock Patterns



Cascade




Herringbone \*




Savannah \*




Subway Tile



Versa-Tile




Vista



Wavation

### Features


Lightweight + Flexible 

Easy to Install 

Easy to Clean 

Contemporary Designs + Finishes Available 

Fits Most Common Tub/Shower Sizes 

Kit Includes Trim, Adjustable Back Panel + 2 Side Panels   
 (\* Only Available in 46" Back Panel)

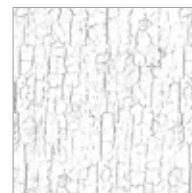
### Stock Finishes



Antique Bronze



Bermuda Bronze




Distressed White



Galvanized




Latte



Travertine



White



THE FORMULA  
SUBWAY TILE + WHITE

---

---


# MirroFlex Ceilings

---

---

## Features

Hundreds of Design  
Options Available 

Compatible with  
15/16" Grid Systems 

Lightweight + Easy to Install 

Impact + Abrasion Resistant 

Chemical Resistant 

Fire Retardant 

Borders Available 

## A Canvas for Expression: The Power to Define a Space

Considered the fifth wall in interior design, ceilings have the power to define a space. MirroFlex's wide variety of ceiling tile styles and sizes can add the dimension, texture, and visual interest you need to enhance the beauty and feel of any room.

Ceilings are no longer considered a flat, white plane but a canvas for expression. When treated properly, ceilings can become the focal point of a room. They have the ability to expand or contract a space, making a cavernous hall seem more intimate or creating a feeling of openness and light in an office with low ceilings.


MirroFlex Ceiling Tiles are opaque, thermoplastic square and rectangular panels available in a wide range of patterns, finishes, and styles. ATI offers four ceiling tile options so almost every installation situation can be accommodated.

**Glue-Up:** Designed with an overlap system to make installation easy, fast, and forgiving. Glue-Up tiles can be used on both the ceiling and the wall. Available as 2' x 2' and 2' x 4' sizes.

**Lay-In:** Designed to lay inside 15/16" grid systems. Certain patterns are available as a tegular option, where the embossed part of the design is lower than the suspension grid, and the 4 edges are flat to fit nicely into the grid. Some 2' x 2' and 2' x 4' sizes might produce sag and require a small amount of panel adhesive in the center to adhere to an existing mineral fiber tile.

**Acoustic/Perforated:** 2' x 2' Lay-In tiles, perforated to increase sound absorption and offer acoustic qualities.

**MirroFlex Lite:** Ultra-thin, cost-effective 2' x 2' Lay-In tiles that are .013" thick. Some finishes are available as a Drop-Out Ceiling Tile, designed to fall out of 15/16" grid systems when exposed to heat from a developing fire.



### THE FORMULA

**CORRUGATED + DIAMOND BRUSHED**

(PICTURED RIGHT)



# MIRROFLEX CEILING

---


Ceiling Tiles  
Decorative Acoustic  
MirroFlex Lite  
Faux Mineral Fiber  
Light Diffusers

---

# MirroFlex Ceilings

## 2' x 2' and 2' x 4' Patterns: The Formula for Success Begins Here

Strikingly beautiful, deeply textured, and durable. These three ingredients are the foundation of every ATI MirroFlex Ceiling Tile. Combine these patterns with a broad spectrum of colors and patinas to create a custom look for modern or traditional spaces.



Represents 2' x 2' Panel Size

Savannah


Pattern Name



Type Indicators

### Features

Hundreds of Design Options Available 

Compatible with 15/16" Grid Systems 








Lightweight + Easy to Install 

Impact + Abrasion Resistant 


Chemical Resistant 

Fire Retardant 


Borders Available 

|   |  |   |   |
|---|--|---|---|
| <br>2' x 2'<br>Glue-Up<br>Ceiling Tiles        | <br>2' x 4'<br>Glue-Up<br>Ceiling Tiles      | <br>2' x 2' Lay-In<br>Ceiling Tiles<br>Non-Tegular | <br>2' x 4' Lay-In<br>Ceiling Tiles<br>Non-Tegular |
| <br>2' x 2'<br>Tegular Lay-In<br>Ceiling Tiles | <br>Available in<br>Acoustic/<br>Perforated | <br>Available in<br>MirroFlex Lite<br>& Drop-Out   |   |

See Quick Reference Guide for note on 2' x 2' and 2' x 4' Lay-Ins that have minimums/multiples when ordering.



Americana




Art Deco




Baltimore




Boston




Celestial



Celtic Weave



Charleston




Chesapeake



Colonial




Corrugated



Curvation




Curves




Diamond Plate



Dogwood




Dome 1



Dome 2






Dome 3



Expanded Bead Board



Fleur




Georgian



Hurricane




Inset Coffered




Kelp




Lotus




Madison




Marquis




Metal Plates



Mini Dome




Mini Quadro



Mojave



Portrait



Quadro






Quilted

L<sup>2</sup> A




Raised Panel Coffer

T A D




Regalia

G<sup>4</sup> L<sup>2</sup> L<sup>4</sup> A



Revolution

G<sup>2</sup> T A




Rib 1

L<sup>2</sup> A D




Rosette

G<sup>4</sup> L<sup>2</sup> L<sup>4</sup> A D



Sahara

G<sup>2</sup> T A D




San Diego

G<sup>4</sup> L<sup>2</sup> L<sup>4</sup> A




Savannah

G<sup>2</sup> G<sup>4</sup> L<sup>2</sup> L<sup>4</sup> A




South Beach

G<sup>2</sup> T A D




Square 5

L<sup>2</sup> A




Star

G<sup>2</sup> T A




Storm

G<sup>2</sup> T A




Strike

G<sup>2</sup> G<sup>4</sup> L<sup>2</sup> L<sup>4</sup> A



Tidal

G<sup>2</sup> T A



Wavation

G<sup>2</sup> L<sup>4</sup> T A D



THE FORMULA  
BOSTON + CROSSHATCH SILVER



---

---

Case Study:  
**Jackpot  
Joanie's**  
Las Vegas, NV

---

---

**ATI MirroFlex Product:**  
MirroFlex Ceilings

**Designer/Builder:**  
Complex Builders


**Installation Year:**  
2014

Jackpot Joanie's is a micro-casino franchise in Las Vegas that recently enlisted the help of Complex Builders, Inc. to renovate a number of its locations in an effort to create a greater sense of brand unity.

The design team wanted to incorporate the look of a corrugated metal ceiling without the installation challenges that a rigid material presents. So ATI studied the intricate details of corrugated metal – depth, dimensions, textures, and colors — and created a new custom mold that mimicked the original material.

Once CAD drawings were approved, ATI manufactured the tiles in an attractive crosshatch silver finish. "The finished product resembled a metal corrugated panel that complied with a Class A Fire Rating and weight criteria for a suspended ceiling product, and was extremely easy to work with," said Sherman Isensee of Complex Builders. "In instances where we required additional rigidity in the panels for ceiling-mounted elements, we simply used a vinyl ceiling tile as a backer to the plastic panels."

Jackpot Joanie's was pleased with the look and placed orders for a number of its locations, thanks to ATI's ability to provide custom services in-house and execute the project from concept to completion.



**THE FORMULA**  
**CORRUGATED + CROSSHATCH SILVER**  
(PICTURED RIGHT)



Jackpot Joanie's  
Las Vegas, NV

---

---

# Decorative Acoustic Ceiling Tiles

---

---


## Increase Style, Reduce Noise


MirroFlex Decorative Acoustic Ceiling Tiles offer customers the ability to add a decorative component to suspended ceilings with the added benefit of noise absorption. Unlike other acoustic ceiling tiles which are flat and plain, ATI's decorative acoustic tiles are very affordable and available in a wide variety of decorative patterns formed into the perforated tile. Over 40 of our pattern designs are available to meet most traditional and contemporary design needs.


The perforated tiles come in 2' x 2' size for Lay-In ceiling applications and are available in black or white (paintable), both in gloss or matte options. They can be used with existing mineral fiber tiles, eliminating the need to discard current materials and providing a higher NRC rating when used in combination. These tiles are Class A Fire rated, lightweight, and easy-to-install. MirroFlex Decorative Acoustic Ceiling Tiles have a low minimum order quantity and are ready to ship in two weeks or less.

We also offer an easy-to-install, hold-down clip system to help support Lay-In ceiling tiles. This clip system attaches to the top of any existing grid to hold (low or high profile) Lay-In ceiling tiles in place, preventing the tiles from flipping out of place from air leaks and creating a smooth visual.

### Features


Over 40 Design  
Options Available 


Lightweight + Easy to Install 


Compatible with  
15/16" Grid Systems 

Fire Retardant 

Borders Available 

Compatible with Most  
Acoustic Backers 

ASTM C423 + SAEJ2883  
Tested for Noise Reduction 



White  
Gloss or Matte



Black  
Gloss or Matte

Special order finishes available, minimums apply



**THE FORMULA**  
MADISON + MATTE WHITE (ACOUSTIC)

---

---

# MirroFlex Lite Ceiling Tiles

---

---

## Features

Over 10 Design Options  
Available in Over 15 Finishes



Lightweight + Easy to Install



Compatible with  
15/16" Grid Systems



UBC 26-3 Fire Tested



Impact + Abrasion  
Resistant Properties



Easy to Clean



## Bringing Lightweight Ceiling Solutions to Beautiful New Heights

MirroFlex Lite is ATI's newest value-conscious ceiling solution. Our original MirroFlex Structures line has long been coveted as a durable, beautiful, and affordable option for designers and architects. With MirroFlex Lite, we've successfully combined many MirroFlex Lay-In Ceiling Tile patterns with 18 of our most popular finishes into one sleek .013" thick package. This product line is ultra-lightweight, ultra-thin, easy-to-install, and even more cost-effective than our traditional MirroFlex line.

MirroFlex Lite is perfect for commercial spaces of every kind, including hospitality, retail, and healthcare. Get the same style you've come to expect from ATI with more value and flexibility than ever before.

### The Advantage of MirroFlex Lite

- Same flexibility, durability, and versatility as MirroFlex Structures
- Thinner and easier to cut and fabricate
- Our most cost-effective solution for ceilings

### Looking for a Drop-Out Ceiling Solution?

Some of our MirroFlex Lite finishes are available as a Drop-Out Ceiling Tile, and are specifically designed to fall out when exposed to heat from a developing fire. Drop-Out Ceiling Tiles:

- Provide a sleek, seamless look for commercial ceilings by hiding fire sprinklers
- Protect fire sprinklers from accidental knocks and tampering, both of which can result in water damage
- Make sprinkler system design and position easier and more cost-effective, as they completely eliminate the need to lower the sprinklers

ATI's MirroFlex Lite Ceiling Tiles are not recommended for ceiling installations where temperatures exceed 120° F. Ask an ATI Customer Service Representative for more information.



THE FORMULA

WAVATION + GLOSS WHITE (PAINTABLE)

## Stock Finishes



Antique Bronze  
N562




Bermuda Bronze  
N417



Crosshatch Silver  
N419



Galvanized  
N561



Moonstone Copper  
N414




Muted Gold  
N418



Smoked Pewter  
N519



Vintage Metal  
N608



Brushed Aluminum  
CBS 5001




Brushed Copper  
CBS 514




Brushed Nickel  
N560



Brushed Stainless  
CBS 598



Mirror  
CBS 1000




Mirror Gold  
CBS 2000



Argent Silver  
N439



Argent Bronze  
N530



Gloss / Matte White  
Paintable



Faux Mineral Fiber

---

---

# Faux Mineral Fiber Ceiling Tiles

---

---

## Prevent Dirty, Water-Stained Ceilings with a Lasting Solution

MirroFlex Faux Mineral Fiber Ceiling Tiles offer customers the ability to replace their standard mineral fiber ceiling tiles with a long-lasting solution that prevents dirty, water-stained ceilings. Our faux mineral fiber ceiling tiles are waterproof thermoplastic ceiling tiles that provide flexibility and durability. MirroFlex ceiling tiles also have a smooth surface and are made from PVC; making them washable and wipeable to meet most health department requirements.

Available in 2' x 2' size for Lay-In ceiling applications, this revolutionary tile is flat with tegular/revealed edges which allows the panel to drop below the grid providing unique architectural dimension.

### Features

- Easy to Clean ✨
- Lightweight + Easy to Install 🔪
- Compatible with 15/16" Grid Systems 🗄️
- Fire Retardant 🔥
- High Impact + Abrasion Resistant Properties 🛠️
- Water Resistant ☔
- ASTM G21 Tested (Fungal Growth) 🍄



Faux Mineral Fiber



**THE FORMULA  
FAUX MINERAL FIBER**



**BEFORE**

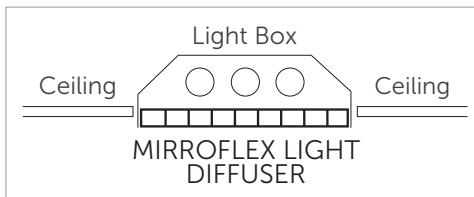
# Light Diffusers

## Evenly Dispersed Illumination

MirroFlex Light Diffusers are designed to replace existing prismatic diffusers in 15/16" grid system light boxes and add up to 30% brighter, more pleasing light. Unlike most ceiling lights which direct light downward causing computer screen glare, diffusers direct light from side-to-side creating evenly dispersed illumination – ideal for office work environments.

Designed to fit 2' x 2' (Wavation pattern only) and 2' x 4' light box fixtures, our diffusers have tegular/revealed edges for easy installation. Some patterns can be cut-to-size for use in almost any light box.

With a simple change to light diffusers, you can add a contemporary look to standard fluorescent light diffusers typically found in commercial interiors.




### Features


4 Patterns Available in 2' x 4' 

30% More Pleasing Light 


Compatible with Light Boxes in 15/16" Grid Systems 

Easy to Install 


Fire Retardant 

Wavation + Interlink Can be Cut to Size 


Available with Tegular Edges 




Basketweave



Revolution



Interlink  
Can also be  
Cut to Size



Wavation  
Can also be  
Cut to Size



THE FORMULA  
BASKETWEAVE, LIGHT DIFFUSER

---

---

# MirroFlex Flat Sheets

---

---

## Solutions for Innovative Applications

ATI has always pushed the limits of creativity with its innovative, deeply textured MirroFlex Structures line. However, we support and encourage both designers and fabricators to utilize our MirroFlex Flat Sheets for installations that may require special consideration.

MirroFlex Flat Sheets can be used to create some very dramatic design effects, including the ability to be die cut to almost any shape needed (furniture parts, moldings, tables, etc.), and the ability to be bent and used on a wide range of curved surfaces from soft, easy bends to column wraps of relatively small diameter. They can be flat-laminated or profile-wrapped to various substrates.

ATI also offers cut-to-size options for flat sheets and we can laminate foils to a variety of plastic types (PVC\*, ABS and HIPS) in various thicknesses and sizes, to be used in applications that include the following:

- Exhibits and Displays
- Door and Drawer Fascias
- Store Fixtures
- Cabinets, Counters, and Shelving
- Molding and Framing
- Ceiling and Wall Panels
- RV / Auto / Marine


Flat Sheets are available in all MirroFlex Structure Finishes available on pages 58-59, plus many more available via stock and custom order.

MirroFlex Edge Banding and profile wrapping comes in a diverse color range of polished aluminum, polished brass, gold, brushed aluminum, brushed brass, stainless steel, and black. Edge banding can be combined with pressure sensitive adhesive, as well as with primed backing, for high-speed edging and profile wrapping.

Be sure to contact your ATI Customer Service Representative to inquire about our Engraving line of products, all laser engraveable.

\* When used in flat sheets, PVC may contain flow lines. Contact your ATI Customer Service Representative about substrate selection specific to your project.

### Features


Lightweight + Flexible 

Impact Resistant 


Abrasion Resistant 

Chemical Resistant 

Cut to Size 

Custom Capabilities 

Toll Coating Capabilities 

Pressure Sensitive  
Adhesive May be Added 

Exterior Options Available 



THE FORMULA  
CROSSHATCH SILVER



THE FORMULA  
BRUSHED ALUMINUM



# Door Skins

## Solutions to Resurfacing Damaged Doors

MirroFlex Door Skins are designed to apply over existing flat panel doors for a new, fresh look without the expense.

Skip the time-consuming installation of new doors and the price! With this environmentally friendly solution, you no longer have to send old doors to the landfill. Door Skins come in a variety of finishes with custom digital printing capabilities available.



Medium Cherry  
N575




Medium Walnut  
N577




Dark Walnut  
N578




Noce Secchia  
N601



Driftwood  
N603




Portuna  
N604



Concrete Groovz  
N626




Finesse  
N627



Milltown Oak  
N628



Artic Groovz  
N629




Gloss White  
(paintable)

### Features


Stock Collection 

Adhesive Backing 

Easy Adhesion + Fabrication 

High Impact Finish 

Chemical Resistant 

Can Be Fire Rated  
(If Installed with Fire Rated Adhesive  
on Fire Rated Door) 

Cut to Fit Most Common  
Door Sizes 

Custom Printing  
Also Available 



THE FORMULA  
MEDIUM CHERRY



BEFORE

---

---

# Custom Tooling

---

---

## Elevate Your Brand

With ATI's new MirroFlex Custom Tooling program, designs are limited only by your imagination.

Our Custom Tooling program creates branded solutions that allow customers to incorporate one-of-a-kind designs and logos into the material. This yields a functional, durable and affordable branded surface for walls and ceilings. It's a tried and tested product that holds up even under the most strenuous use. Several finishes are available with TuffCote, which makes the product three times more scratch resistant.

ATI has designed Custom Tooling solutions for companies across the nation, from national restaurants and fitness centers to regional boutiques and retail stores. Work with an ATI sales associate to discuss your vision and have a custom tool created for your next project.

### 4 Easy Steps To Build Your Custom Tool:

1. Consultation + Tech Review
2. Design
3. Sampling
4. Production



**THE FORMULA**  
**AUDREY + GLOSS WHITE**  
**(PAINTABLE) WITH CUSTOM LOGO**  
(PICTURED RIGHT)



# Take Your Vision to a Whole New Dimension


Architectural and interior design are benefiting from multilayer imaging in such applications as dimensional wall panels seen most frequently in corporate buildings and retail locations.

Consider combining a stock or custom MirroFlex pattern with digital printing to double the impact in the same amount of space. ATI can add spot color and even print company logos as a unique application. You'll also be able to take advantage of the flexibility of MirroFlex with durable ink application which can accommodate bending and folding expected with certain applications.

ATI's dimensional production and print capabilities are engineered to satisfy and delight the most creative and discerning clients.



















































## Digital Printing on MirroFlex



**THE FORMULA**  
CUSTOM ART PRINTED ON  
RIB 1 + CROSSHATCH SILVER  
(PICTURED LEFT)

# MirroFlex Finishes

|   |   |   |   |   |   |
|---|---|---|---|---|---|
|     |    |    |    |    |    |
| Antique Bronze<br>N562  | Bermuda Bronze<br>N417  | Bronze Fantasy<br>N507  | Copper Fantasy<br>N190  | Cracked Copper<br>N415  | Crosshatch Silver<br>N419   |
|    |    |    |    |    |    |
|     |    |    |    |    |    |
| Galvanized<br>N561  | Moonstone Copper<br>N414  | Muted Gold<br>N418  | Smoked Pewter<br>N519   | Latte<br>N620   | Travertine<br>N581  |
|    |    |    |    |    |    |
|   |  |  |  |  |  |
| Vintage Metal<br>N608   | African Cherry<br>N590  | American Walnut<br>N591   | Light Maple<br>N528   | Oregon Ash<br>N592  | Pearwood<br>N505  |
|  |  |  |  |  |  |
|   |  |  |  |  |  |
| Welsh Cherry<br>N516  | Washed Oak<br>N535  | Brushed Aluminum<br>CBS 5001  | Brushed Copper<br>CBS 514   | Brushed Nickel<br>N560  | Brushed Stainless<br>CBS 598  |
|  |  |  |  |  |  |



High Traffic Finishes have color throughout so scratches are less visible.



Available in Trim.



Available in GridMax.



Available for EccoFlex 2.0.



Diamond Brushed  
N609



Bronze Strata  
N611




Steel Strata  
N610




Brushed Onyx  
N612



Oil Rubbed Bronze  
N522



Mirror  
CBS 1000



Mirror Gold  
CBS 2000



Mirror Green  
CBS 538



Argent Bronze  
N530



Argent Copper  
N401



Argent Gold  
N496




Argent Silver  
N439



Almond  
N565




EccoFlex Tan  
Paintable



Lavender  
N597




Merlot  
N596



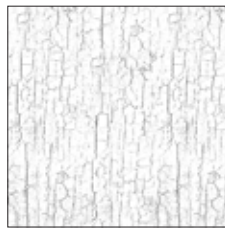
Winter White  
N566




Linen Beige  
N593



Linen Chocolate  
N594



Distressed White  
N617



Gloss / Matte White  
Paintable



Gloss / Matte Black  
N613

All finishes are available for MirroFlex Structures, Ceilings, and Flat Sheets.

EccoFlex Tan is made from 40% pre-consumer recycled content; material and can contribute to LEED credits.

Matte topcoat available as special order for select finishes. Call your ATI Customer Service Representative to inquire.

# MirroFlex Accessories

## GridMax™

GridMax is a patented, snap-on grid cover designed to make grid systems invisible. It is cost effective and doesn't rust or scratch. GridMax is sized to fit over 15/16" T-bar suspension grid systems.

Mains, tees, and moldings are necessary to cover the entire grid system. They are packaged together, to complete 100 square feet of ceiling, and sold separately to use as needed. See our finishes page for GridMax colors.



15/16" (24 mm) GridMax  
in Paintable



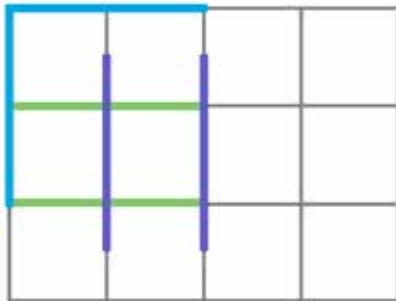
Applying GridMax Over T-bar  
Suspension Grid System



GridMax  
in Moonstone Copper

It's simple; measure the perimeter and calculate the square footage.

### 2' x 2' Grid System



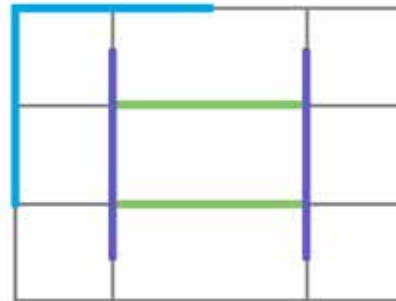
- Existing Metal Grid
- GridMax Wall Molding Caps
- GridMax 4' Main
- GridMax 2' Tee

4' Wall Molding Cover  
Perimeter + 4

4' Main Cover  
Room Square Footage + 8

2' Tee Cover  
Room Square Footage + 4

### 2' x 4' Grid System



- Existing Metal Grid
- GridMax Wall Molding Caps
- GridMax 4' Main
- GridMax 4' Tee

4' Wall Molding Cover  
Perimeter + 4

4' Main Cover  
Room Square Footage + 16

4' Tee Cover  
Room Square Footage + 8

## Hold-Down Clip System for Ceilings


We also offer an easy-to-install, hold-down clip system to help support lay-in ceiling tiles. This clip system attaches to the top of any existing grid to hold (low or high profile) lay-in ceiling tiles in place, preventing the tiles from flipping out of place from air leaks and creating a smooth visual.



## MirroFlex Trim

MirroFlex Trim is available to join and finish MirroFlex Structures. Edge J-Trim, Divider Trim, Inside Corners and Outside Corners are available in 8' lengths and can be easily cut to size.

The Edge J-Trim simply slides onto the cut edge of the panel. Most installations use decorative wood or metal moldings, but if these elements are not used, MirroFlex Trim will finish the edges nicely. See our finishes page for trim colors.



Edge J-Trim



Inside Corner Trim



Divider Trim



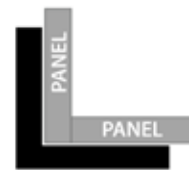
Outside Corner Trim

## MirroFlex Corner Guard

MirroFlex 3" Corner Guard is designed to protect corners and offer a decorative finish to applications in high traffic areas. Available in Argent Bronze and Argent Silver, these corner guards are flexible, durable, easy to install over MirroFlex Wall Panels, and can be easily cut to size.



Argent Silver



Corner Guard 3"

---

---

# Fabrication & Installation

---

---

## BIO (Built-In-Overlap)

Our BIO has flat edges on two adjoining sides of the ATI MirroFlex Wall panel. By orienting all sheets in the same direction and overlapping the panels, the seams are less noticeable. The placement of the sheet is also more flexible so that slight imperfections in the substrate will not affect the finished look.

When overlapping four ATI MirroFlex Wall panels, it is necessary to cut a ½" notch in panels 2 and 3 to avoid a bulge where the panels meet.



---

## Bead + Button

Certain MirroFlex patterns that do not have a BIO may have a Bead + Button feature. To install, overlap two or more sheets or tiles on the Bead + Button perimeter which will join at the pre-determined connection points.



---

## Cleaning + Care

Clean only with warm, soapy water. Never use abrasive cleaners or anything with harsh chemicals. A high quality auto polish may be used to help protect the finish.

## Storage


Store flat and acclimatize in the same environment for at least 24 hours before fabrication.

---

---

## Pattern Orientation


In the 2' x 2' Glue Up size of Mojave, Sahara and Wavation, you can get a “checkerboard effect” by alternating between V (vertical) and H (horizontal) panels. When specifying for this application, please add a “V” or an “H” to any of these designs. Shown to the right are 2' x 2' examples, which also show our BIO feature. Sahara and Wavation 4' x 8' sheets are also available in both the vertical and horizontal orientation.



---

## Inside + Outside Corners

Inside and outside corners can be a challenge for installers. In addition to our trim strips (shown on page 61), installers have successfully used a commercial heat gun to gently heat the proper areas and bend ATI MirroFlex Wall for great looking edges.



---

## Adhesives

Many different adhesives and application techniques can be used to apply MirroFlex products. Trowel on latex adhesives are recommended for adhering MirroFlex sheets to a wall. Brush-on or roller-on types, non-flammable, and water based contact adhesives (which are suitable for PVC) can also work well with MirroFlex.

The following is meant as a guideline for adhesives that have been tested, and work well with MirroFlex products:

- Titebond® Advanced Polymer
- Titebond® Fast Grab FRP

---

---

# Tech, Terms, & FAQs

---

---

Since ATI products are used for many different applications, MasterFormat (CSI) Numbering will vary. See the inside cover for MirroFlex MasterFormat (CSI) numbering.

---

---

## Useful Terms

### **BIO (Built-In-Overlap)**

Overlap system that hides seams and makes installation easy, fast, and forgiving.

### **Bead + Button**

Certain MirroFlex patterns that do not have a BIO may have a Bead + Button feature. The Bead + Button overlaps two or more sheets or tiles on the bead and button perimeter which will join at the pre-determined connection points.

### **EccoFlex**

Made from 40% pre-consumer recycled content material and contribute to LEED credits. See page 11.

### **EccoFlex 2.0**

A PVC-free option that is recyclable and allows you to enjoy all of the same benefits of MirroFlex. See page 11.

### **GridMax**

A patented, snap-on grid cover designed to make grid systems invisible. See page 60.

### **Tegular**

The tile has 4 flat edges to allow the tile to fit nicely into the grid system. Tegular tiles are designed to fit most 15/16" and 9/16" 2' x 2' grid systems, and can be found in our Lay-In ceiling tiles.



Check [ATILaminates.com](http://ATILaminates.com) for updated technical information and installation videos for MirroFlex products.

## Panels, Tiles, and Sheets

### **Wall Panels**

Available in both 4' x 8' and 4' x 10' tiles, MirroFlex Structures deeply textured wall panels are designed with an overlap (see BIO) or Bead + Button system to make installation easy, fast, and forgiving.

### **Glue-Up Ceiling Tiles**

Available in both 2' x 2' and 2' x 4' tiles, they are designed with an overlap (see BIO) or Bead + Button system to make installation easy, fast, and forgiving. Glue-Up tiles can be used on ceilings and walls.

### **Lay-In Ceiling Tiles**

Available in both 2' x 2' and 2' x 4' sizes, Lay-In ceiling tiles are designed to lay inside 15/16" grid systems. Some 2' x 2' and 2' x 4' sizes might produce sag and require a small amount of panel adhesive in the center to adhere to an existing mineral fiber tile.

### **Acoustic/Perforated Ceiling Tiles**

Available in 2' x 2' size, Decorative Acoustic ceiling tiles are perforated to increase sound absorption and offer acoustic qualities.

### **MirroFlex Lite Ceiling Tiles**

Ultra-thin, cost-effective 2' x 2' Lay-In tiles that are .013" thick. Some finishes are available as a Drop-Out Ceiling Tile, designed to fall out of 15/16" grid systems when exposed to heat from a developing fire.

### **Wainscoting**

Available in 30" x 48" or 32" x 48" panels, depending on the design. Wainscoting utilizes BIO for simple installation. Also suitable for full wall and ceiling installations.

Please call ATI Customer Service for more information on MirroFlex products and solutions.

# Frequently Asked Questions

## Can I customize MirroFlex with my own design or a custom color?

Yes. Due to the manufacturing processes, there is a minimum requirement for a custom design or color. We will be glad to discuss the requirements with you and see if this solution is feasible for your project.

## Do the seams show in MirroFlex panels and Glue-Up ceiling tiles when you put them side by side?

MirroFlex panels and Glue-Up ceiling tiles with the BIO (Built In Overlap) feature are designed to minimize the appearance of seams and makes installation easy and forgiving.

## How do you cut MirroFlex?

MirroFlex can be easily cut using normal household scissors or a utility knife. Remember to measure and mark a straight line before you make your cut. If using a utility knife, score the sheet on the front/decorative side and then break the product as opposed to cutting all the way through.

## What is "cut-to-size"?

When ATI cuts the product to fit your size specifications. There is a charge for cut-to-size orders, and certain tolerances apply.

## How does MirroFlex ship?

ATI makes every effort to ship in the most efficient way. We have partnered with packaging engineers and specialists to develop special cartons, skids, and crates for shipping.



Visit our YouTube Channel, [YouTube.com/MirroFlex](https://www.youtube.com/MirroFlex), to learn more about ATI's Shipping Procedures.

## What is the heat resistance of MirroFlex? Can I use it in my kitchen?

Never expose MirroFlex products to heat in excess of 140° F. It can be used in kitchens, but refrain from installing it behind a drop-in cooktop, as it may deform when exposed to heat. MirroFlex should not be exposed to long periods of excessive heat.

## What types of substrates can MirroFlex be applied to?

With the proper adhesive, virtually any substrate will work.

## How do you determine fire, impact, and stain resistance?

ATI employs third-party testing facilities to independently verify MirroFlex's technical attributes.

## Contact ATI Laminates



800.849.1320



Text Us at 336.389.8273



[sales@advtechnology.com](mailto:sales@advtechnology.com)



[ATILaminates.com/MirroFlex](https://ATILaminates.com/MirroFlex)  
Live Chat Feature Also Available!

## Technical Information



Fire Retardant

Test: ASTM E-84  
Results: Class A



Solvent Resistance

Results: 50 MEK



MEK Double

Rubs/Crockmeter

Results: Withstands 70 cycles



Impact Resistance

Test: ASTM D5420  
Results: >2" lbs per mill of thickness



Abrasion Resistance

Test: Taber  
Results:  
Patina w/ TuffCote: 4,700\*  
Argent Finishes: 5,000\*  
EccoFlex Finishes: 1,000\*



Humidity

Test: 12 hours 96-100%  
RH @ 40° C on MDF



Mold Testing

Test: ASTM G21  
Results: <1% of Growth



Noise Reduction Coefficient

Test: ASTM C423 + SAE J2883

\*Check our websites for up-to-date testing data.

# Quick Reference Guide


## Wall Panels: 4' x 8' and 4' x 10' Patterns

| Pattern           | 4' x 8' | 4' x 10' | BIO | Notes |
|-------------------|---------|----------|-----|-------|
| Alphabet Soup     | ✓       | ✓        | ∞   |       |
| Ariel             | ✓       | ✓        | ∞   |       |
| Audrey            | ✓       |          | ∞   |       |
| Bamboo            | ✓       | ✓        | ∞   |       |
| Bead Board        |         | ✓        | ∞   |       |
| Bee Hive          | ✓       | ✓        | ∞   |       |
| Boston            | ✓       | ✓        | ∞ ∞ |       |
| Bowtie            | ✓       | ✓        | ∞   |       |
| Brick             |         | ✓        | ∞   |       |
| Cascade           | ✓       | ✓        | ∞   |       |
| Cayman            | ✓       |          | ∞   |       |
| Celestial         | ✓       |          | ∞   |       |
| Celtic Weave      | ✓       | ✓        | ∞   |       |
| Charleston        | ✓       | ✓        | ∞ ∞ |       |
| Chocolate Squares | ✓       | ✓        | ∞   |       |
| Curvation         | ✓       | ✓        | ∞   |       |
| Curves            | ✓       | ✓        |     |       |
| Damask            | ✓       |          | ∞   |       |
| Diamond Plate     | ✓       |          | ∞   | 🚚     |
| Dogwood           | ✓       |          | ∞   |       |
| Dome 1            | ✓       |          |     |       |
| Dome 2            | ✓       |          |     |       |
| Dome 3            | ✓       |          |     |       |
| Fluted            | ✓       | ✓        |     |       |
| Glacier           | ✓       | ✓        | ∞   |       |
| Gobi              | ✓       | ✓        | ∞   | 🚚     |
| Gobi Vertical     | ✓       | ✓        | ∞   | 🚚     |
| Herringbone       | ✓       | ✓        | ∞   |       |
| Inferno           | ✓       | ✓        | ∞   |       |
| Interlink         | ✓       | ✓        | ∞   |       |
| Japanese Weave    | ✓       | ✓        | ∞   |       |
| Kalahari          | ✓       | ✓        | ∞   |       |
| Kelp              | ✓       |          | ∞   |       |
| Marquis           | ✓       |          |     |       |
| Metal Plates      | ✓       |          | ∞   |       |
| Mini Dome         | ✓       |          | ∞   |       |
| Mini Quadro       | ✓       |          | ∞   |       |
| Mojave            | ✓       | ✓        | ∞   |       |
| Mojave Vertical   | ✓       | ✓        | ∞   |       |
| Morocco           | ✓       |          | ∞   |       |
| Nettle            | ✓       |          | ∞   |       |
| Quadro            | ✓       | ✓        | ∞   |       |
| Quilted           | ✓       |          | ∞   |       |
| Random Lines      | ✓       |          | ∞   | 1     |
| Rib 1             | ✓       | ✓        | ∞   |       |
| Rib 2             | ✓       | ✓        | ∞   |       |

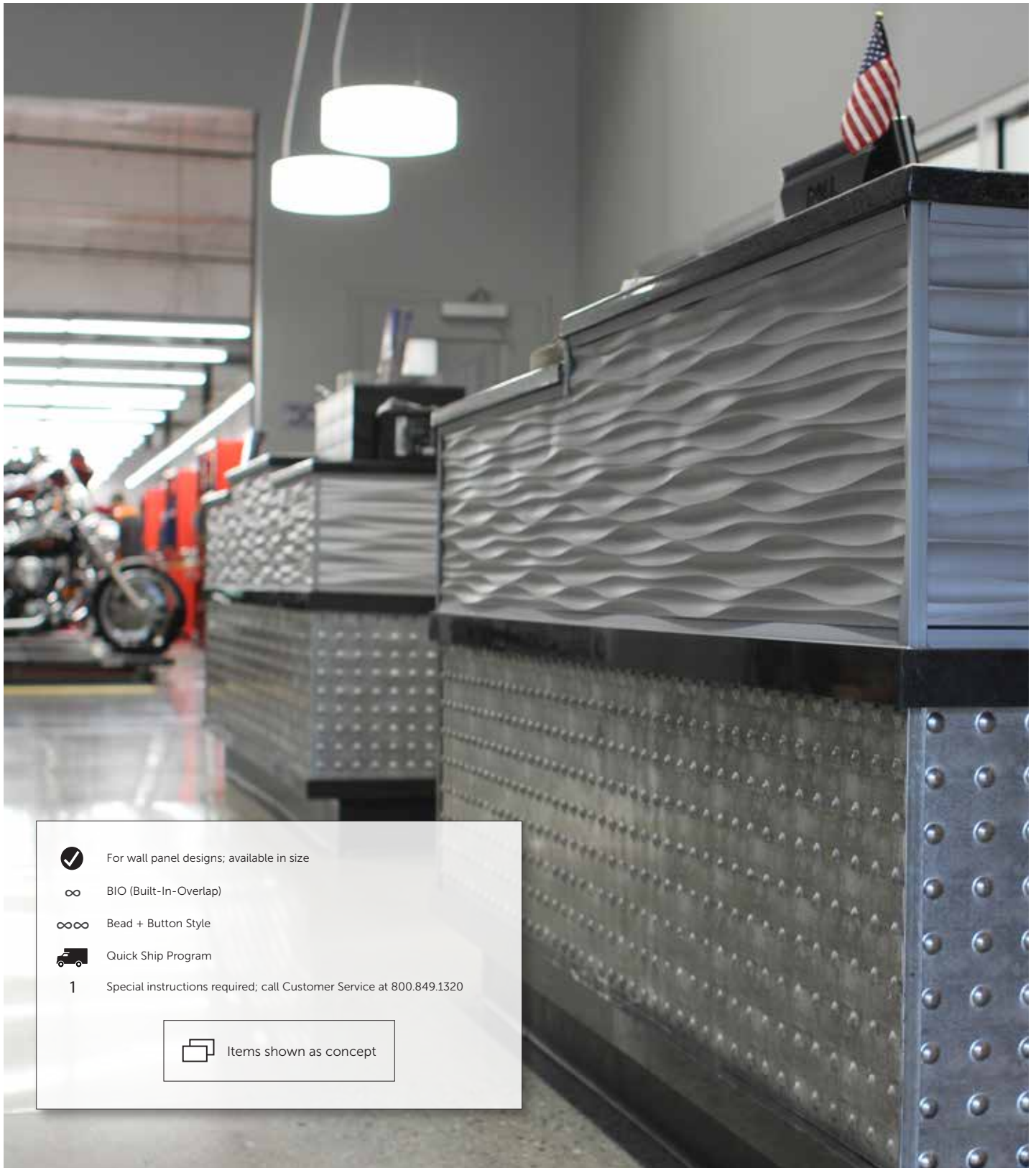
| Pattern              | 4' x 8' | 4' x 10' | BIO | Notes |
|----------------------|---------|----------|-----|-------|
| Ridges               | ✓       | ✓        | ∞   |       |
| Safari               | ✓       | ✓        | ∞   |       |
| Sahara               | ✓       | ✓        | ∞   | 🚚     |
| Sahara Vertical      | ✓       | ✓        | ∞   | 🚚     |
| Savannah             | ✓       | ✓        | ∞ ∞ |       |
| Sculpted Petals      | ✓       | ✓        | ∞   |       |
| Shallot              | ✓       | ✓        | ∞   |       |
| South Beach          | ✓       | ✓        | ∞   |       |
| Square 5             | ✓       | ✓        | ∞   | 🚚     |
| Strike               | ✓       | ✓        | ∞   | 🚚     |
| Subway Tile          | ✓       | ✓        | ∞   |       |
| Subway Tile Vertical | ✓       | ✓        | ∞   |       |
| Tetrus               | ✓       | ✓        | ∞   |       |
| Versa-Tile           | ✓       | ✓        | ∞   |       |
| Vista                | ✓       | ✓        | ∞   |       |
| Wavation             | ✓       | ✓        | ∞   | 🚚     |
| Wavation Vertical    | ✓       | ✓        | ∞   | 🚚     |
| Weave                | ✓       | ✓        | ∞   |       |
| Weave Vertical       | ✓       | ✓        | ∞   |       |

## Wainscoting: 30-32" x 48" Patterns

| Pattern     | BIO | Height |
|-------------|-----|--------|
| Annapolis   | ∞   | 32"    |
| Chatham     | ∞   | 32"    |
| Giant Weave | ∞   | 30"    |
| Mini Quadro | ∞   | 30"    |
| New Orleans | ∞   | 30"    |
| Wavation    | ∞   | 32"    |



**THE FORMULA**  
 SAHARA + ARGENT SILVER AND  
 DOME 2 + CROSSHATCH SILVER  
 (PICTURED RIGHT)



For wall panel designs; available in size



BIO (Built-In-Overlap)



Bead + Button Style



Quick Ship Program

1

Special instructions required; call Customer Service at 800.849.1320







Items shown as concept

# Quick Reference Guide

## Ceilings: 2' x 2' Lay-In Patterns

| Pattern             | Tegular | Notes   |
|---------------------|---------|---|
| Americana           | ∞       | A   |
| Art Deco            |         | A, D  |
| Baltimore           |         | A   |
| Boston              |         | A,   |
| Celestial           | ∞       | A   |
| Celtic Weave        | ∞       | A   |
| Charleston          |         | A,   |
| Chesapeake          | ∞       | A   |
| Colonial            | ∞       | A, D  |
| Corrugated          | ∞       | A, D  |
| Curvation           | ∞       | A   |
| Curves              |         | A   |
| Diamond Plate       | ∞       | A   |
| Dogwood             | ∞       | A   |
| Dome 1              |         | A   |
| Dome 2              |         | A   |
| Dome 3              |         | A   |
| Expanded Bead Board | ∞       | A, 1  |
| Fleur               |         | A,  |
| Georgian            | ∞       | A, D  |
| Hurricane           | ∞       | A   |
| Inset Coffe         | ∞       | A   |
| Kelp                | ∞       | A   |
| Lotus               | ∞       | A, 1  |


| Pattern            | Tegular | Notes  |
|--------------------|---------|--|
| Madison            |         | A, D,     |
| Marquis            |         | A  |
| Metal Plates       | ∞       | A  |
| Mini Dome          |         | A  |
| Mini Quadro        |         | A  |
| Mojave             | ∞       | A, 1   |
| Portrait           |         | A, D,     |
| Quadro             |         | A  |
| Quilted            |         | A  |
| Raised Panel Coffe | ∞       | A, D   |
| Regalia            |         | A  |
| Revolution         | ∞       | A  |
| Rib 1              |         | A, D   |
| Rosette            |         | A, D   |
| Sahara             | ∞       | A, D, 1,  |
| San Diego          |         | A  |
| Savannah           |         | A,        |
| South Beach        | ∞       | A, D   |
| Square 5           |         | A  |
| Star               | ∞       | A  |
| Storm              | ∞       | A  |
| Strike             |         | A  |
| Tidal              | ∞       | A  |
| Wavation           | ∞       | A, D, 1  |




## Ceilings: 2' x 2' Glue-Up Patterns


| Pattern      | BIO | Notes | Pattern    | BIO | Notes | Pattern     | BIO | Notes |
|--------------|-----|-------|------------|-----|-------|-------------|-----|-------|
| Americana    | ∞   |       | Dogwood    | ∞   |       | South Beach | ∞   |       |
| Baltimore    | ∞   |       | Georgian   | ∞   |       | Star        | ∞   |       |
| Boston       | ∞   |       | Hurricane  | ∞   |       | Storm       | ∞   |       |
| Celestial    | ∞   |       | Kelp       | ∞   |       | Strike      | ∞   |       |
| Celtic Weave | ∞   |       | Mojave     | ∞   | 1     | Tidal       | ∞   |       |
| Chesapeake   | ∞   |       | Revolution | ∞   |       | Wavation    | ∞   | 1     |
| Colonial     | ∞   |       | Sahara     | ∞   | 1     |             |     |       |
| Curvation    | ∞   |       | Savannah   | ∞   |       |             |     |       |

## Ceilings: 2' x 4' Glue-Up and Lay-In Patterns

| Pattern       | BIO | Notes | Pattern  | BIO | Notes | Pattern   | BIO | Notes |
|---------------|-----|-------|----------|-----|-------|-----------|-----|-------|
| Art Deco      | ∞ ∞ |       | Dogwood  | ∞   |       | Rosette   | ∞ ∞ |       |
| Baltimore     | ∞ ∞ |       | Fleur    | ∞ ∞ |       | San Diego | ∞ ∞ |       |
| Boston        | ∞ ∞ |       | Madison  | ∞ ∞ |       | Savannah  | ∞ ∞ |       |
| Charleston    | ∞ ∞ |       | Portrait | ∞ ∞ |       | Strike    | ∞ ∞ |       |
| Diamond Plate | ∞   |       | Regalia  | ∞ ∞ |       | Wavation  | ∞   |       |



-  BIO (Built-In-Overlap)
-  Bead + Button Style
-  Quick Ship Program
- A** Available in Acoustic/Perforated. Some patterns with this feature may be slightly less defined
- D** Available as MirroFlex Lite and Drop-Out Ceiling Tiles
- 1** Create a unique ceiling design by alternating each tile's orientation

 Items shown as concept

**THE FORMULA**  
CORRUGATED + MATTE WHITE (PAINTABLE)

---

---

# How to Order

---

---

## Follow Us on Social



---

## Contact ATI Laminates

800.849.1320



Text Us at 336.389.8273



sales@advtechnology.com



ATILaminates.com/MirroFlex



Live Chat Feature Also Available!

# Client Satisfaction & Quality

Laminate should be MirroFlex Structures (can also be MirroFlex) brand produced by ATI Decorative Laminates, Greensboro, North Carolina.

### Pattern Name

### Color Name and Number

### Size

### Type of Installation

(Wall, Wainscoting, Glue-Up Ceiling, Lay-In Ceiling, Fixtures, Columns or specify other)

### Order Processing

Most orders will be acknowledged within 24 hours. After customer receives acknowledgement, in-stock products should ship within 2 business days. Products in ATI's Quick Ship Program have a production lead time of 5 business days. All other products have a standard production lead time of 10 business days. Minimums and multiples may apply. ATI's minimum order amount is \$25 USD.

### Return Policy

Due to ATI's fast lead times and low minimum quantities, consider most made-to-order items as non-returnable. Samples available upon request.

All shipments are to be inspected within 10 working days of delivery. We are to be informed in writing of any potential adjustment necessary.

### Samples

Due to printer and digital screen limitations, patterns and finishes shown in this catalog may not accurately reflect MirroFlex. Request tangible samples to be verified and approved prior to specification and final application.

### Conditions and Warranty

ATI Decorative Laminates warrants to the original consumer purchaser for one (1) year after date of purchase that, under normal use and service, MirroFlex™, Fusion, NuMetal™, and LumiSplash™ products are free from manufacturing defects and conform to published specifications. This warranty applies as long as the consumer purchaser and/or installer follows ATI's installation instructions (methods), which also includes using recommended adhesives, when adhering ATI's products to recommended surfaces. ATI Decorative Laminates' products are intended for primarily interior applications.

ATI Decorative Laminates believes all information contained herein to be correct. It is the responsibility of the fabricator/customer to completely test the adhesives and methods of fabrication to ensure that the results are satisfactory. The seller's only obligation will be to replace product on a one-to-one basis in the event it is covered under the above warranty. ATI is not responsible for any fabrication, ancillary, or labor costs involved with using its products. Neither the manufacturer nor the seller shall be liable for any additional damage or loss, directly or indirectly, arising as a result of using its products.

Slight imperfections and color variations can occur and are considered normal. Please inspect each product carefully before fabrication to ensure it meets your needs.



THE FORMULA  
GLACIER + BRONZE STRATA



---

**Design Beyond the Surface**

[ATILaminates.com/MirroFlex](http://ATILaminates.com/MirroFlex)

800.849.1320

---